



NCLEAD Childhood Lead Environmental Follow-up Business Rules

For Elevated Blood Lead Level (EBL) and

Confirmed Lead Poisoning (CLP) cases

Contents

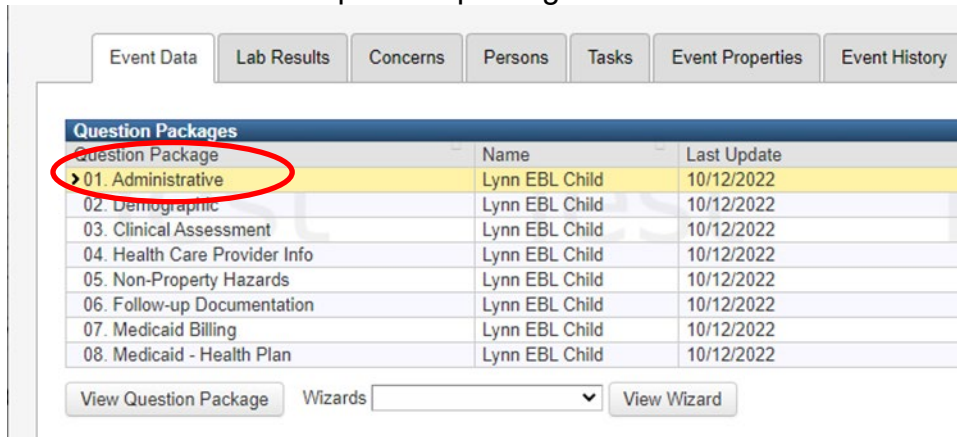
EBL CASES.....	3
CLP CASES.....	8
PROPERTY EVENTS	11
CREATING A PROPERTY EVENT IF ONE DOES NOT ALREADY EXIST	11
Environmental samples.....	13
XRF Readings.....	17
SITE VISITS.....	18
Documentation of Lead poisoning hazards	19
Property Information Question Package	19
Follow-up documentation Question Package.....	21
Attachments.....	22
ANNUAL MONITORING FOR MAINTENANCE STANDARD	23
PREGNANT WOMEN (PRENATAL CASES)	25
Pregnant EBL cases	26
Pregnant CLP cases	27

Referral

NCLEAD may refer an EBL or CLP case to the Environmental Health (EH) Program via a workflow or a case may be referred to EH by the state NC Childhood Lead Poisoning Prevention Program or other health care provider.

Environmental follow-up documentation

In the **Administrative** question package for the **CHILD**:



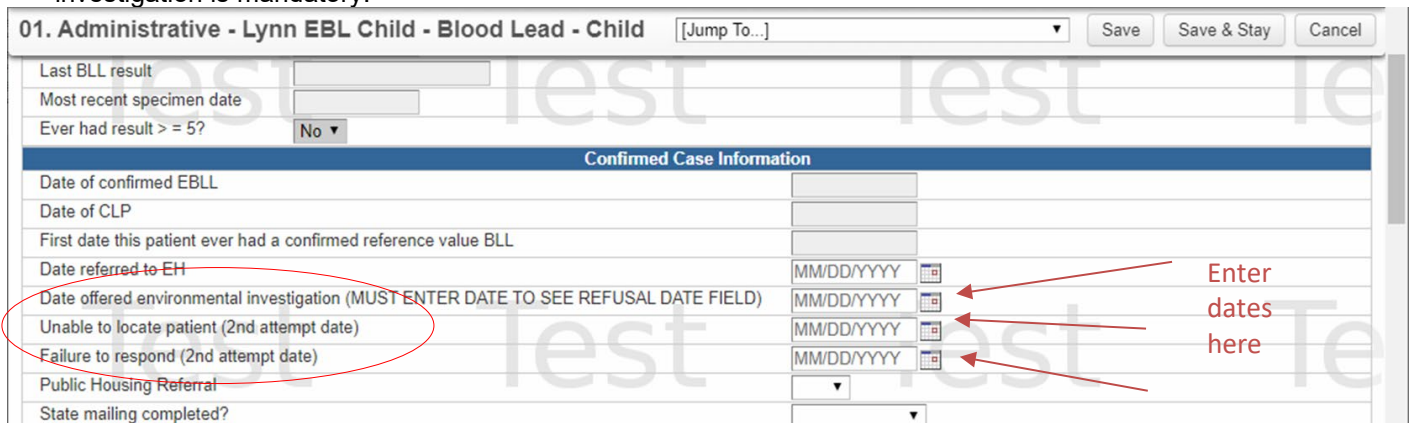
Question Package	Name	Last Update
01. Administrative	Lynn EBL Child	10/12/2022
02. Demographic	Lynn EBL Child	10/12/2022
03. Clinical Assessment	Lynn EBL Child	10/12/2022
04. Health Care Provider Info	Lynn EBL Child	10/12/2022
05. Non-Property Hazards	Lynn EBL Child	10/12/2022
06. Follow-up Documentation	Lynn EBL Child	10/12/2022
07. Medicaid Billing	Lynn EBL Child	10/12/2022
08. Medicaid - Health Plan	Lynn EBL Child	10/12/2022

- Enter the date the case was referred to Environmental Health (EH) in the field titled **Date referred to EH**.
- Enter the **Date referral acknowledged by EH**.

Note: The **Date referred to EH** must be entered *first* to see this field.

- For EBL cases, enter the date the environmental investigation was offered in the field **Date offered environmental investigation**. If the investigation was offered more than once, click [Add New](#) to enter additional date(s) the investigation was offered.

Note: Entry of the “Date offered environmental investigation” is not necessary for CLP cases because investigation is mandatory.



01. Administrative - Lynn EBL Child - Blood Lead - Child [Jump To...]

Last BLL result:

Most recent specimen date:

Ever had result > = 5?

Confirmed Case Information

Date of confirmed EBLL:

Date of CLP:

First date this patient ever had a confirmed reference value BLL:

Date referred to EH:

Date offered environmental investigation (MUST ENTER DATE TO SEE REFUSAL DATE FIELD):

Unable to locate patient (2nd attempt date):

Failure to respond (2nd attempt date):

Public Housing Referral:

State mailing completed?:

Enter dates here



EBL CASES

For **EBL** cases, per G.S. § 130A-131.9 (please see G.S. below)

From **North Carolina General Statute § 130A-131.9. Investigation to identify lead poisoning hazards.**

(a1) When the Department learns of an **elevated blood lead level**, the Department shall, upon informed consent, **investigate the residential housing unit** where the child or pregnant woman with the elevated blood level resides. When consent to investigate is denied, the child or pregnant woman with the elevated blood lead level cannot be located, or the child's parent or guardian fails to respond, the Department **shall document the denial of consent, inability to locate, or failure to respond.**

There should be documentation* of at least one of the following:

1. Investigation*

- Enter **Date offered environmental investigation** in the **Administrative** question package for the **CHILD**.
- Enter the **investigation date** (and any other **site visit dates**) in the **Environmental Site Activity** question package of the **PROPERTY**.

Note: A **PROPERTY** event (i.e., address record) should be created if one does not already exist. See "PROPERTY EVENTS" section page 10.

Basic Information		Notes Add/Edit Show My Notes
Event ID:	12360882	
Event Type:	Property	
Name:	567 Peanut Way, Sparta, NC 28675 *	
Address:	567 Peanut Way, Sparta, NC 28675 (Edit)	
Dates:	Create Date: 04/23/2019	
Investigation Status:	Open	
Linked Events:	1 linked event(s) (View)	
Attachments:	0 attachment(s) (Add)	
Additional Information:	Linked Cases (1) Linked Case: 12360881 - Lynn EBL Child - 5555 Test Lane, Raleigh, NC 27615 [Open]	
Edit Event Properties Copy Case		

Question Package	Name	Last Update
1. Property Information	567 Peanut Way, Sparta, NC 28675 *	04/23/2019
2. Environmental Site Activity	567 Peanut Way, Sparta, NC 28675 *	04/23/2020
3. XRF Readings	567 Peanut Way, Sparta, NC 28675 *	04/23/2019
4. Remediation and Investigation Report	567 Peanut Way, Sparta, NC 28675 *	04/29/2019
5. Follow-up Documentation	567 Peanut Way, Sparta, NC 28675 *	04/23/2019

[View Question Package](#)

2. Environmental Site Activity - 567 Peanut Way. ! [Jump To...]

Save Save & Stay Cancel

Expand Details

Environmental Activity

County Alleghany County

Environmental Activity Date MM/DD/YYYY

Environment Activity Monitor

Do you want to track this property for annual monitoring for maintenance standard?

Do you want to be reminded to check for abandonment clearance? No

Save Cancel Help

Enter date

2. Environmental Site Activity - 567 Peanut Way. ! [Jump To...]

Save Save & Stay Cancel

Expand Details

Environmental Activity

County Alleghany County

Environmental Activity Date 12/09/2016 Add New

Activity

Abandonment Monitoring

Annual Monitoring

Attempt Invest/Left Info

Clearance

Consultation

Healthy Homes Assessment

Investigation

Investigation - Private Company

LI/RA (Lead Inspection/Risk Assessment)

Other

Other - No Site Visit

PMP Application

PMP Quality Assurance Monitoring

Physician Referral - Healthy Home Visit

Physician Referral - Lead Visit

Pre-certification Compliance Inspection

RA (Risk Assessment)

Research samples

Water Sample Only

Surveillance Suite - TEST

Select type of activity

- Once a date is entered, and the type of investigation is chosen, additional fields appear for you to record the details of the investigation.

Note: If there is more than one site visit, click [Add New](#) to enter additional site visit dates. **DO NOT** overwrite an existing date box or all the related information will be lost.

Environmental Activity Date 12/09/2016 Add New

Activity Investigation

* Investigator

Other lead team members

Record details of site visit

Click Add New to enter additional site visit dates

- At least one site visit should serve as an *investigation* for the child and the **CHILD** event should be linked to the site visit(s) in the **Environmental Site Activity** question package of the **PROPERTY**.

2. Environmental Site Activity - 567 Peanut Way, Sparta [Jump To...]

Save Save & Stay Cancel

Environmental Activity	
County	Alleghany County
Select ADD NEW to add a new activity. DO NOT overwrite previously entered activities!	
Environmental Activity Date	04/22/2019
Activity	Investigation
* Investigator	System Account
Other lead team members	
Property Type	Single family (not mobile home)
This activity SERVES AS AN INVESTIGATION for the following case(s):	
* First Case (if any)	12360881 - Lynn EBL Child - Blood Lead - Child
Address type	
Residence at time of confirmation?	
* Second Case (if any)	Not answered
(Optional) If user wants to link case(s) for whom THIS DOES NOT SERVE AS AN INVESTIGATION or case IS NOT A CONFIRMED CASE, link below.	
* First Case (if any)	Not answered

- To link the **CHILD** to the **PROPERTY** event:
 - Click the magnifying glass next to **First Child's Name** under "This activity serves as an investigation for the following case(s)" to search for the child.
 - Search for the child in the search window that appears, using * to conduct a wildcard search. Once found, click "Select."

Search Case

Search Criteria	Search Results
Event ID:	
External ID:	
Last Name:	*Child*
First Name:	Lyn*
Birth Date:	
(Inexact)	MM/DD/YYYY
Gender:	
Street:	
City:	
State:	NC
County:	
Zip Code:	
Event Type:	
Sort Options	

Event ID	Name	Birth Date
100000251	Lynn EBL Child	07/25/20

Showing 1 to 1 of 1 entries











Select Cancel Help

The **CHILD** event should now be hyperlinked to the **PROPERTY** event.

- Click on the dropdown box to choose the **Address Type** and whether it was the child's **residence at time of confirmation**

* First Child's Name (if any)	12360881 - Lynn EBL Child - Blood Lead - Child
Address type	Primary
Residence at time of confirmation?	Yes

To link other children related to the visit, for which the activity does NOT serve as an investigation, repeat the process above, by clicking on the magnifying glass next to **First Case (if any)** under “(Optional) If user wants to link case(s) for whom **THIS DOES NOT SERVE AS AN INVESTIGATION** or **case IS NOT A CONFIRMED CASE**, link below:” to search for the child.

This activity SERVES AS AN INVESTIGATION for the following case(s):	
* First Case (if any)	12360881 - Lynn EBL Child - Blood Lead - Child   
Address type	Primary <input type="text"/>
Residence at time of confirmation?	Yes <input type="text"/>
* Second Case (if any)	Not answered  
(Optional) If user wants to link case(s) for whom THIS DOES NOT SERVE AS AN INVESTIGATION or case IS NOT A CONFIRMED CASE , link below.	
* First Case (if any)	11783642 - Kim Below-RefChild - Blood Lead - Child   
Address type	<input type="text"/>
Residence at time of confirmation?	<input type="text"/>
* Second Case (if any)	Not answered  

- It is **OPTIONAL** for you to link children under this section. Children linked here will **NOT** come out of the **Children with EBLLs in need of environmental follow-up** Workflow.
2. Denial of consent*
Enter the date the environmental investigation was offered in the **Administrative** question package for the **CHILD**. If the investigation was offered more than once click **Add New** to enter additional date(s) the investigation was offered. If there is a refusal, enter the refusal date(s) in the field titled **Date investigation refused**.

Note: To see the refusal field, you must first enter the **Date offered environmental investigation**.
 3. Inability to locate*
Document (in the **Notes** box of the **Administrative** question package for the **CHILD**) at least two good faith attempts to locate the parent/guardian by contacting the health care provider and/or social services (e.g. Medicaid, WIC) for updated address/contact information.
 4. Failure to respond*
Enter the dates the investigation was offered (click **Add New** to enter additional dates the investigation was offered). This should include **at least one site visit** to the residence to reach out to the family to offer an investigation. A property event should be created (if one does not already exist) and the site visit should be documented in the **Environmental Site Activity** question package of the **PROPERTY**. If the parent/guardian still fails to respond, use the **Failure to respond date** field to enter the second date the investigation was offered.

Screenshot of **Administrative** question package for the **CHILD**:

Click to enter additional dates investigation offered

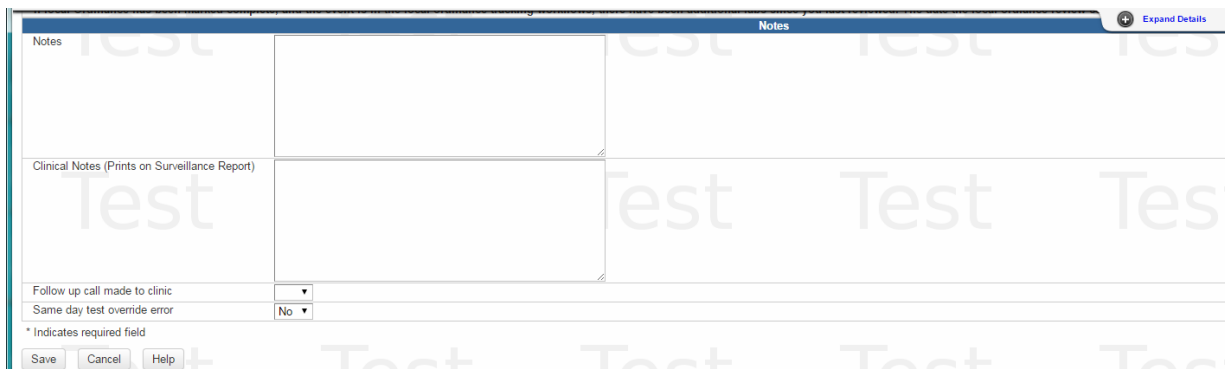
Date referred to EH	07/17/2016	Add New
Date referral acknowledged by EH	07/20/2016	
Date offered environmental investigation (MUST ENTER DATE TO SEE REFUSAL DATE FIELD)	07/20/2016	Add New
Date investigation refused	MM/DD/YYYY	
EH / Clinical person making phone contact		
Person made contact with (first & last name - relationship)		
Unable to locate patient (2nd attempt date)	MM/DD/YYYY	
Failure to respond (2nd attempt date)	MM/DD/YYYY	

2. Denial of consent

3. Inability to locate

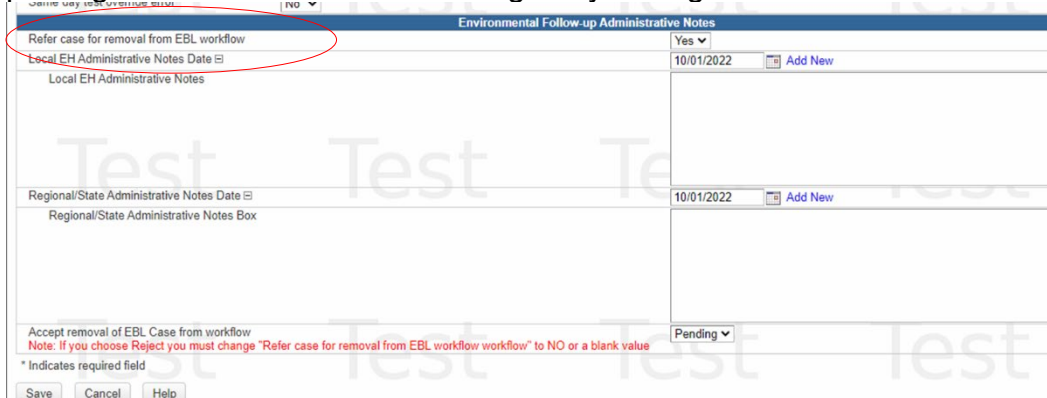
4. Failure to respond

(The **Notes** box and date questions for **items 2-4** are in the **Administrative** question package of the **CHILD** event and can also be accessed by using the **Environmental Follow-up Wizard**.)



User must request removal from EBL workflow after documenting an Investigation, Denial of consent, Inability to locate, or Failure to respond.

Select "Yes" to the field 'Refer case for removal from EBL workflow' under the "Environmental Follow-Up Administrative Notes" section in the **Administrative** question package of the **CHILD** event. It will go to your regional EHS for review.





CLP CASES

For **CLP** cases, per G.S. § 130A-131.9 (please see G.S. below)

From **North Carolina General Statute § 130A-131.9. Investigation to identify lead poisoning hazards.**

(a) When the Department learns of **confirmed lead poisoning**, the Department shall conduct an investigation to identify the lead poisoning hazards to children and pregnant women. The Department shall **investigate the residential housing unit** where the child or pregnant woman with confirmed lead poisoning resides. The Department shall also **investigate the supplemental addresses** of the child or pregnant woman who has confirmed lead poisoning.

For **CLP** cases, there should be documentation* of an investigation at the 1.) primary residence and 2.) all addresses meeting the definition of a Supplemental address (if any).

*The primary address **PROPERTY** event should be linked to the **CHILD**. (A) site visit(s) should be entered in the **Environmental Site Activity** question package of this **PROPERTY** Event. At least one site visit should serve as an *investigation* for the child and the **CHILD** event should be linked to the(se) site visit(s).



*All supplemental address **PROPERTY** events should be linked to the **CHILD**. (A) site visit(s) should be entered in the **Environmental Site Activity** question package of each supplemental address **PROPERTY** event. Each supplemental address **PROPERTY** event should have at least one site visit that serves as an *investigation* for the child and the **CHILD** event should be linked to the(se) site visit(s).

Please list addresses that meet the definition of a **Supplemental address** in the *Supplemental addresses* notes box under the *investigation* of the *primary* residence in the **PROPERTY** Event. If there are NO addresses that meet the definition of a Supplemental address, please note this in the *Supplemental addresses* notes box.



Note: Data entry of the supplemental risk questions is **optional**. Form 3460 should be attached to the CHILD event - including interviews at different addresses.

2. Environmental Site Activity - 567 Peanut Way, Sparta [Jump To...]

This activity SERVES AS AN INVESTIGATION for the following case(s):

* First Case (if any) *Not answered*  

(Optional) If user wants to link case(s) for whom THIS DOES NOT SERVE AS AN INVESTIGATION or case IS NOT A CONFIRMED CASE, link below.

* First Case (if any) *Not answered*  


Would you like to see supplemental risk questions?

Supplemental risk questions are OPTIONAL

To link the **CHILD** to the **PROPERTY** event:



- Click the magnifying glass next to **First Case (if any)** under “**This activity serves as an investigation for the following case(s)**” to search for the child.
- Search for the child in the search window that appears, using * to conduct a wildcard search. Once found, click “Select.”

Search Case

Search Criteria		Search Results		
Event ID:	<input type="text"/>	Search Results		
External ID:	<input type="text"/>	Event ID	Name	Birth Date
Last Name:	*CLP*	11783646	Nancy ExtraCLP	11/18/2016
First Name:	N*	Showing 1 to 1 of 1 entries		
Birth Date:	MM/DD/YYYY 	<input type="button" value="Select"/> <input type="button" value="Cancel"/> <input type="button" value="Help"/>		
(Inexact)				
Gender:	<input type="text"/>			
Street:	<input type="text"/>			
City:	<input type="text"/>			
State:	<input type="text"/>			
Zip Code:	<input type="text"/>			
Event Type:	<input type="text"/>			
Employer Legacy ID:	<input type="text"/>			

The **CHILD** event should now be hyperlinked to the **PROPERTY** event.











This activity SERVES AS AN INVESTIGATION for the following case(s):

* First Case (if any) [11783646 - Nancy ExtraCLP - Blood Lead - Child](#)  

Address type

Residence at time of confirmation?

- Click on the dropdown box to choose the **Address Type** and whether it was the child’s **residence at time of confirmation**
- To link other children related to the visit, for which the activity does NOT serve as an investigation, repeat the process above, by clicking on the magnifying glass next to **First Case (if any)** under “(Optional) If user wants to link case(s) for whom **THIS DOES NOT SERVE AS AN INVESTIGATION** or case **IS NOT A CONFIRMED CASE**, link below.” to search for the child.



This activity SERVES AS AN INVESTIGATION for the following case(s):	
* First Case (if any)	11783646 - Nancy ExtraCLP - Blood Lead - Child   
Address type	Primary <input type="text"/>
Residence at time of confirmation?	Yes <input type="text"/>
* Second Case (if any)	Not answered  
(Optional) If user wants to link case(s) for whom THIS DOES NOT SERVE AS AN INVESTIGATION or case IS NOT A CONFIRMED CASE, link below.	
* First Case (if any)	11783642 - Kim Below-RefChild - Blood Lead - Child   
Address type	Primary <input type="text"/>
Residence at time of confirmation?	No <input type="text"/>
* Second Case (if any)	Not answered  

- It is OPTIONAL for you to link children under this section. Children linked here will NOT come out of the **CLP Cases in need of environmental follow-up: Complete Check List** Workflow.

To move the CLP child out of the workflow “**CLP Cases in need of environmental follow-up: Complete Check List**” once all Primary and Supplemental addresses have been investigated for the CLP case:

- Complete the section titled **Environmental follow-up checklist for CLP child** in the **Administrative** question package for the **CHILD** and refer the case to your Regional Environmental Health Specialist for removal from the workflow.

Blank Environmental follow-up checklist for CLP child

Administrative - Sponge Bobbi Circlepants - Blood Lead - Child <input data-bbox="824 1094 1133 1115" type="text" value="[Jump To...]"/> <input data-bbox="1166 1094 1206 1115" type="button" value="Save"/> <input data-bbox="1230 1094 1312 1115" type="button" value="Save & Stay"/> <input data-bbox="1336 1094 1393 1115" type="button" value="Cancel"/>	
State mailing completed? <input data-bbox="846 1129 1105 1150" type="text"/> <input data-bbox="1076 1129 1190 1150" type="button" value="Expand Details"/>	
Environmental follow-up checklist for CLP child	
Primary Address Checklist	<input type="checkbox"/> Primary address investigated <input type="checkbox"/> Environmental information entered <input type="checkbox"/> Child linked to property event
Select Primary Address	Not answered  
Are there supplemental addresses that need investigation?	<input data-bbox="638 1266 670 1287" type="text"/>
Supplemental Address Checklist	<input type="checkbox"/> All supplementals investigated <input type="checkbox"/> All environmental information entered <input type="checkbox"/> Child linked to all supplemental addresses
Environmental follow-up completed	<input type="radio"/> Yes <input type="radio"/> No <input type="radio"/> Unable to complete
Regional user follow-up completion notes:	<input data-bbox="638 1402 1105 1533" type="text"/>




Completed Environmental follow-up checklist for CLP child

Administrative - Sponge Bobbi Circlepants - Blood Lead - Child [Jump To...] Save Save & Stay Cancel

State mailing completed? + Expand Details




Environmental follow-up checklist for CLP child




Primary Address Checklist Primary address investigated
 Environmental information entered
 Child linked to property event

Select Primary Address 100000421 - 591 Kelp Lane, Wilmington, NC 28403 * - Property   

Are there supplemental addresses that need investigation? Yes ▾

How many supplemental addresses? 2

Select Supplement Address(es) 100000339 - 3392 Pudding Street, Sparta, NC 28675 * - Property   

Select Supplement Address(es) 100000414 - 567 Peanut Way, Sparta, NC 28675 * - Property    Add New

Supplemental Address Checklist All supplementals investigated
 All environmental information entered
 Child linked to all supplemental addresses

Investigation of supplemental addresses completed for this child Yes ▾

Environmental follow-up completed Yes
 No
 Unable to complete

Date environmental follow-up completed/ cannot be completed: 11/13/2016 04:17 PM

Local user follow-up completion notes:

1. Refer to Regional Environmental Health Specialist to remove from workflow Yes
 No

Date referred to Regional Environmental Health Specialist for removal 11/13/2016 04:17 PM

Environmental Follow-up Approval (approval will remove from workflow) Accept
 Reject
 Pending

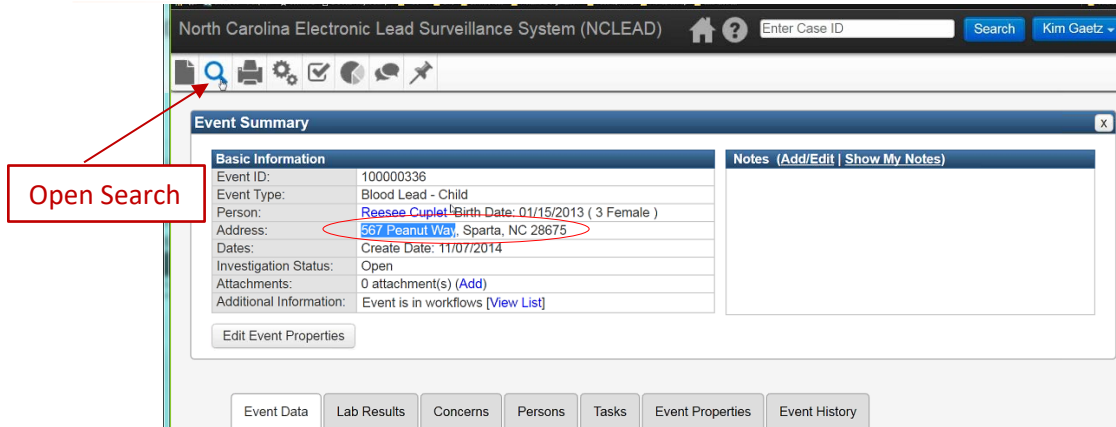
Regional user follow-up completion notes:

- NOTE: Some options you see above only appear once items are checked off. For example: The option to “Refer to Regional Environmental Health Specialist for removal from workflow” only appears once “Environmental follow-up completed” has been marked “yes.”

PROPERTY EVENTS

CREATING A **PROPERTY** EVENT IF ONE DOES NOT ALREADY EXIST

- Search for the primary or supplemental addresses by highlighting and copying the address listed in the “Basic Information” section of the **CHILD** event. Click the magnifying glass to open the search.



North Carolina Electronic Lead Surveillance System (NCLEAD) Enter Case ID Search Kim Gaetz

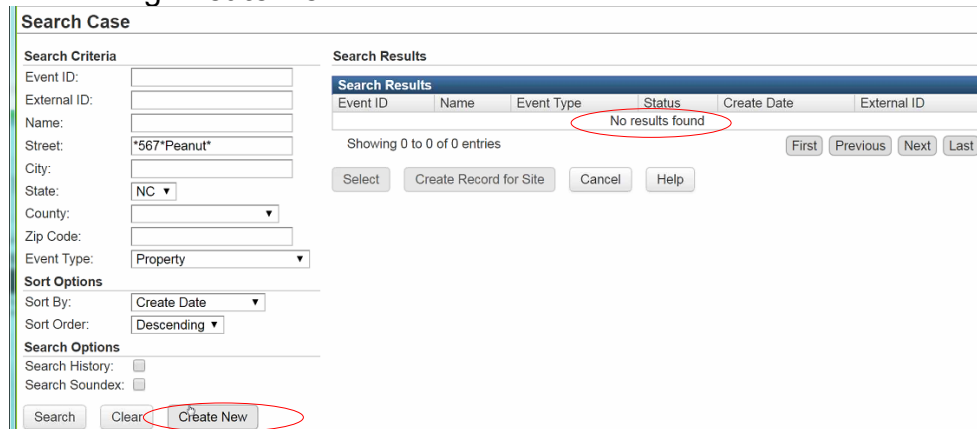
Event Summary

Basic Information	Notes (Add/Edit Show My Notes)
Event ID: 100000336	
Event Type: Blood Lead - Child	
Person: Reese, Cuplet Birth Date: 01/15/2013 (3 Female)	
Address: 567 Peanut Way, Sparta, NC 28675	
Dates: Create Date: 11/07/2014	
Investigation Status: Open	
Attachments: 0 attachment(s) (Add)	
Additional Information: Event is in workflows (View List)	

Edit Event Properties

Event Data Lab Results Concerns Persons Tasks Event Properties Event History

- Search for the address in the search window that appears, using * to conduct a wildcard search. Since no **PROPERTY** event for this address exists, no results are found. You must create a **PROPERTY** event for it by clicking **Create New**



Search Case

Search Criteria

Event ID:

External ID:

Name:

Street: *567*Peanut*

City:

State: NC

County:

Zip Code:

Event Type: Property

Sort Options

Sort By: Create Date

Sort Order: Descending

Search Options

Search History:

Search Soundex:

Search Clear Create New

Search Results

Event ID	Name	Event Type	Status	Create Date	External ID
No results found					

Showing 0 to 0 of 0 entries

Select Create Record for Site Cancel Help

- In the window that opens, choose "Property" as the Event Type. Search for the address again by clicking **Select Site** and entering the address in the appropriate fields.

North Carolina Electronic Lead Surveillance System (NCLEAD)

Create Event - Property

Event Information

Event Type: Property

Site

Site Name:

Site Information

Street:

City:

State:

County:

Search Party

Search Criteria

External ID:

Name:

Street: *567*Peanut*

City:

State: NC

County:

Zip Code:

Sort Options

Sort By: Name

Sort Order: Ascending

Search Options

Search History:

Search Soundex:

Search Results

Name	Street Address	City	State	Zip Code	External ID
567 Peanut Way	Sparta, NC 28675	Sparta	NC	28675	110000490

Showing 1 to 1 of 1 entries

1

- Once found, click **Select** to auto-populate the Site Information. Click **Save**.

North Carolina Electronic Lead Surveillance System (NCLEAD)

Create Event - Property

Event Information

Event Type: Property

Site

Site Name:
567 Peanut Way, Sparta, NC 28675

Site Information

Street:
567 Peanut Way

City: Sparta State: NC Zip Code: 28675

County: Alleghany County

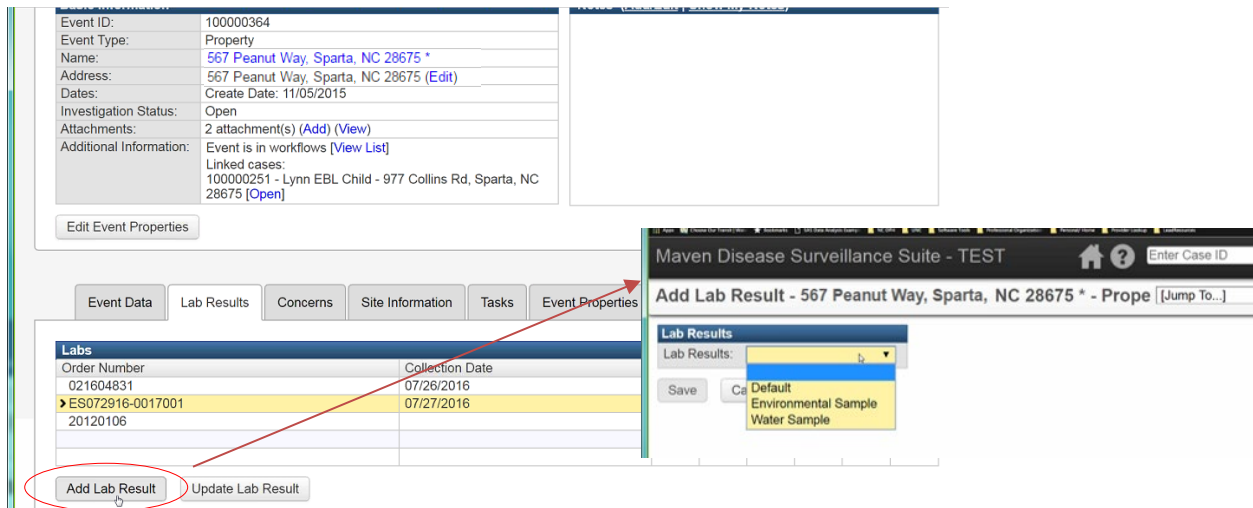
- If site is *not* found, manually enter the address of the site in the Site Information section. Click **Save**.

You will be taken to the main dashboard page for the **PROPERTY** event.

Environmental samples

The *one* highest test result for each sample type below should be entered. Click on the **Lab Results** tab of the **PROPERTY** event to enter environmental sample results.

- Dust (highest for each type below)
 - Window trough
 - Window sill
 - Floor
- Paint
- Soil
- Water



Important note: An **Order Number** **must** be entered or additional environmental sample results may be **overwritten**. If you do not know the Order Number, please enter the sample collection date.

For inorganic chemistry results from the **State Lab** the **first** part (**ES051916**), is the **Order Number**. The **second** part (**0117001**, **0117002**, and **0117003**) is the **Lab Sample Number**.

ES051916-0117001
ES051916-0117002
ES051916-0117003

Please see examples showing entry of environmental sample analysis results below.



Water Sample Lab Results: Choose “Water Sample” from the dropdown box labeled Lab Results at the top. At a minimum, please enter a value for all highlighted fields.

Choose “Lead Wat-mCnc || Lead” as the **Test Description**.

To add additional water sample results, click **Add**

To choose the lab and ordering facility, click the magnifying glass, enter search terms, and click **Search**. Once the right lab or ordering facility has been located, click **Select** to auto-populate the appropriate fields.

The screenshot displays the NCLAD LEAD Surveillance System interface. The 'Lab Results' section shows 'Water Sample' selected. The 'Order Info' section includes fields for Lab Sample Number, Collection Date, Collection Time, Date Received, System Name, Sample Type, Sampling Point, Collector Name, Source of Water, Treatment Type, Report Status, and Report Date. The 'Tests' section shows two entries for 'Lead Wat-mCnc || Lead' with result values of '<0.005' and '1', both with a hazard level of 'No'. The 'Lab Facility' section shows 'NC State Laboratory' as the selected facility, with a magnifying glass icon next to it. A red callout box points to this icon with the text 'Click magnifying glass to search for facilities'. The 'Ordering Facility' section shows 'ALLEGHANY COUNTY ENVIRONMENTAL HEALTH' as the selected facility. A search window is open for 'Search Reference Code' with the URL 'https://ncleadtraining.ncpublichealth.com/searchReferenceCode.do?identifier=Facility_00_10986100&group=LAB_FACILITY_LEAD_E'. The search results show 'No data available in table'.

Environmental Sample Lab Results: Choose “Environmental Sample” from the dropdown box labeled Lab Results at the top. At a minimum, please enter a value for all highlighted fields as shown in the screenshot below.

Lab Results
Lab Results: Environmental Sample

Order Info

Order Number	Collection Date*	Date Received
ES052216	05/22/2016	05/22/2016
Collector Name*	Collector Phone*	Report Date
LHD	999-999-9999	06/09/2016

Tests

Lab Sample Number*	Field Sample Number*	Specimen Source*	Surface Type*
0117001	D5	Dust	Floor
Sample Description* kitchen			
Test Description Lead XXX-mCnt Lead:	Test Local Description		
Result Value* <10	Units* ug/ft2	Reporting Limit	Result
Dust Wipe Length 12	Dust Wipe Width 12	Dust Wipe Area 144	Recomputed Result
Hazard* No	Result Date 06/09/2016		

Lab Facility

Lab Facility*	NC State Laboratory 306 N Wilmington St Po Box 28047, Raleigh, NC 27611 (919) 733-3937
Lab Facility (Other)	If lab facility cannot be found using magnifying glass above
...Name	
...Address	
...Phone	
CLIA	

Ordering Facility

Ordering Facility*	ALLEGHANY COUNTY ENVIRONMENTAL HEALTH 157 HEALTH SERVICES RD, SPARTA NC 28675 (3
Ordering Facility (Other)	If ordering facility cannot be found using magnifying glass above
...Name	
...Address	
...Phone	
...County	
Ordering Facility ID Number	

Misc Info

Notes

Description from the form you sent to the lab. It is not on the paper lab report.

Dust only. Floor, sill, trough

Dust only. Only if dust wipe is not 12x12

Click magnifying glass to search for facilities

XRF Readings

- The one highest XRF reading for paint should be entered. Click on the **Event Data** tab of the **PROPERTY** event to enter XRF results

Note: Entry of information under the XRF Machine and Calibration Information sections are **optional**.

Basic Information

Event ID:	100000414
Event Type:	Property
Name:	567 Peanut Way, Sparta, NC 28675 *
Address:	567 Peanut Way, Sparta, NC 28675 (Edit)
Dates:	Create Date: 12/09/2016
Investigation Status:	Open
Attachments:	0 attachment(s) (Add)
Additional Information:	Linked cases: 100000420 - Lynn EBL Child - 567 Peanut Way, Sparta, NC 28675 (Open)

[Edit Event Properties](#)

Event Data
Lab Results
Concerns
Site Information
Tasks
Event Properties
Event Hist

Question Packages

Question Package	Name	Last Update	Up
1. Property Information	567 Peanut Way, Sparta, NC 28675 *	12/09/2016	kir
2. Environmental Site Activity	567 Peanut Way, Sparta, NC 28675 *	01/13/2017	Mf
3. XRF Readings	567 Peanut Way, Sparta, NC 28675 *	12/09/2016	kir
4. Remediation	567 Peanut Way, Sparta, NC 28675 *	12/09/2016	kir
5. Follow-up Documentation	567 Peanut Way, Sparta, NC 28675 *	12/09/2016	kir

[View Question Package](#)

XRF Machine

XRF Make	<input type="text"/>	XRF Serial Number	<input type="text"/>	Mode of Operation	<input type="text"/>
Reference Standard/NIST SRM Used (milligrams per centimeters squared)	<input type="text"/>				
Calibration Check Tolerance Used (plus or minus)	<input type="radio"/> Niton +/- 0.2 <input type="radio"/> Heuresis 0.8 - 1.2				

Calibration Information

Calibration Date	<input type="text" value="MM/DD/YYYY"/>
------------------	---

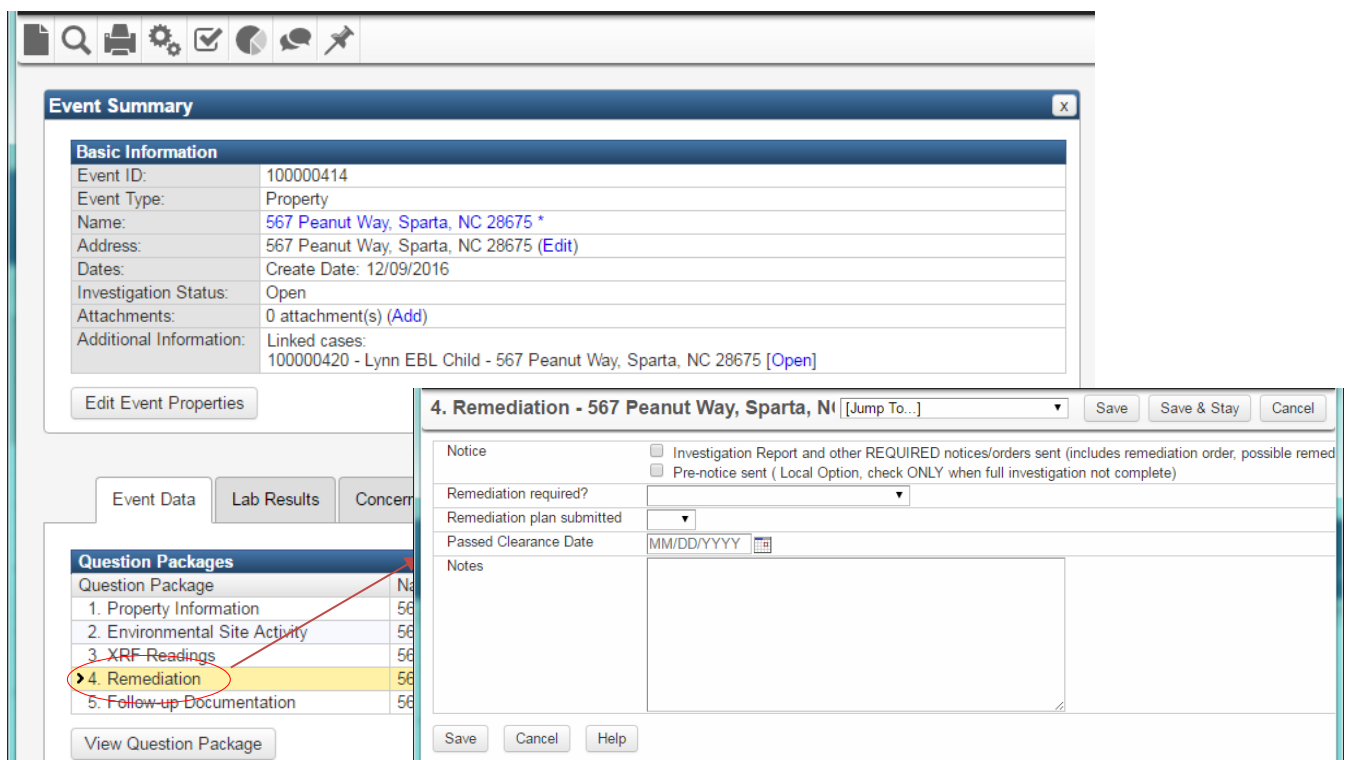
XRF Readings

XRF Sample Date	<input type="text" value="02/12/2012"/> Add New				
Location	<input type="text"/>	Side	<input type="text"/>	Substrate	<input type="text"/>
Condition	<input type="text"/>	Color	<input type="text"/>	XRF Reading (mg/cm ²) (Pbc)	<input type="text"/>
Result	<input type="text"/>	Hazard	<input type="text"/>	Is this an XRF reading for paint?	<input type="text"/>

SITE VISITS

All site visits should be documented in the **Environmental Site Activity** question package of the **PROPERTY** event including clearance, consultation, annual monitoring site visits and the like. This includes investigations and related site visits for child occupied and proposed child occupied facilities – even if not related to an elevated blood lead level.

The **Remediation** question package must be completed for all **PROPERTY** Events that have had an **investigation**.



The screenshot displays the 'Event Summary' window for a property at 567 Peanut Way, Sparta, NC 28675. The event ID is 10000414 and the investigation status is 'Open'. Below the summary, the 'Question Packages' section is visible, with '4. Remediation' highlighted. A red arrow points from this package to the '4. Remediation' form. The form includes fields for 'Notice', 'Investigation Report and other REQUIRED notices/orders sent', 'Remediation required?', 'Remediation plan submitted', and 'Passed Clearance Date'. A 'Notes' section is also present.

- When a property is remediated all clearance and monitoring site visits should be documented in the **Environmental Site Activity** question package of the **PROPERTY** event.
- For remediation methods **abandonment** and **maintenance standard**:
 - The **PROPERTY** event should be set up with **reminder dates for monitoring**.

Note: To set up reminder dates, open the **Environmental Site Activity** question package of the **PROPERTY** event and scroll to the bottom of the page.



- Monitoring site visits, additional clearance visits and the like should be entered in the **Environmental Site Activity** question package.

Documentation of Lead poisoning hazards

Property Information Question Package

- **Lead poisoning hazards** related to lead-based paint or otherwise related to a primary or supplemental address should be documented in the **Property Information** question package under the **PROPERTY** event.
- If **no lead poisoning hazards were found** during this investigation, document that by clicking on the radio button for “No Hazards Found” and type in the date of the investigation.

1. Property Information - 5555 Test Lane, Raleigh, NC [Jump To...] Save Save & Stay

Property Information	
Street address	5555 Test Lane
City	Raleigh
State	NC ▼
Zip code	27615
County	Wake County ▼
Census Tract	
Year built	Pre-1950 ▼
Were Hazards Found at the Address?	<input checked="" type="radio"/> No Hazards Found <input type="radio"/> Hazards were found
Date of Investigation Where no Hazards Found	04/03/2019 Add New
For Hazards not related to the specific property, please also record the hazards in the Child Event(s) Question Package - Non-Property Hazards	
Hazards Identified at the address	<input type="checkbox"/> Interior Paint <input type="checkbox"/> Exterior Paint <input type="checkbox"/> Paint - Other <input type="checkbox"/> Miniblinds <input type="checkbox"/> Soil

- If **any lead poisoning hazards were found** during this investigation, click on the radio button for “Hazards were found” and then click the box to check off the hazards listed that were found during the investigation.

1. Property Information - 5555 Test Lane, Raleigh, NC [Jump To...] Save Save & Stay

Property Information	
Street address	5555 Test Lane
City	Raleigh
State	NC
Zip code	27615
County	Wake County
Census Tract	
Year built	Pre-1950
Were Hazards Found at the Address?	<input type="radio"/> No Hazards Found <input checked="" type="radio"/> Hazards were found
<small>For Hazards not related to the specific property, please also record the hazards in the Child Event(s) Question Package - Non-Property Hazards</small>	
Hazards Identified at the address	<input checked="" type="checkbox"/> Interior Paint <input type="checkbox"/> Exterior Paint <input type="checkbox"/> Paint - Other <input checked="" type="checkbox"/> Miniblinds <input checked="" type="checkbox"/> Soil <input type="checkbox"/> Dust <input type="checkbox"/> ...

- For **other lead poisoning hazards** (besides paint, miniblinds, soil, dust and water), please check the box for “Other Hazard” and specify the hazard in the

text box in the **Property Information** question package under the **PROPERTY** event.

- For lead poisoning hazards **NOT directly related to the primary or supplemental address** (e.g. pottery, traditional medicines, jewelry and the like), these hazards should ALSO be documented in the **Non-Property Hazards** question package under the **CHILD** event.

Event Data Lab Results Concerns Persons Tasks Event Properties Event History

Question Packages		
Question Package	Name	Last Update
01. Administrative	Lynn EBL Child	04/22/2019
02. Demographic	Lynn EBL Child	04/22/2019
03. Clinical Assessment	Lynn EBL Child	04/22/2019
04. Non-Property Hazards	Lynn EBL Child	06/06/2019
05. Follow-up Documentation	Lynn EBL Child	04/22/2019
07. Medicaid Billing	Lynn EBL Child	04/22/2019

View Question Package Wizards View Wizard

- Enter potential lead poisoning hazards from notes or conversations about an environmental history under Possible non-property lead sources
- Once potential lead poisoning hazards have been confirmed through lab testing or XRF readings from an investigation, enter them under Definite non-property lead sources

Non-Property Hazards - Lynn EBL Child - Blood Lead - Child [Jump To...]

Legacy (Documented/Suspected Status Unknown)
No data required for this section

Possible (Based on notes and environmental history)

Possible non-property lead sources (Based on notes and environmental history)

- Traditional medicine - Possible
- Hobby of household member - Possible
- Pottery, imported or improperly fired - Possible
- Child occupation - Possible
- Candy - Possible
- Jewelry - Possible
- Toys - Possible
- Spices
- Cosmetics
- Occupation of household member - Possible
- Other - Possible

Definite (Based on sample results from investigation)

Definite non-property lead sources (Based on sample results from investigation)

- Traditional medicine - Definite
- Hobby of household member - Definite
- Pottery, imported or improperly fired - Definite
- Child occupation - Definite
- Candy - Definite
- Jewelry - Definite
- Toys - Definite
- Spices
- Cosmetics
- Occupation of household member - Definite
- Other - Definite

Save Cancel Help

Follow-up documentation Question Package

The **Follow-up Documentation** question package should be used to document additional information related to the case.

- Use the **CHILD** event follow-up documentation question package for information related to the **child** (Example: Child plays with fishing weights).
- Use the **PROPERTY** event follow-up documentation question package for information related to the **PROPERTY** (Example: On 12/05/2014 conducted a phone consultation with property owner regarding remediation).

Note: Please take care to use the *appropriate* event type for documentation notes.

- Enter the date of the note. Additional fields will appear.
- Enter note details.
- Make sure to include your name in the “**Notes documented by (select NCLEAD User)**” section so we know who authored the note. You can either type your username or use the magnifying glass to search.



Attachments

Attachments related to the **CHILD** such as Form 3651 and 3460 should be attached to the **CHILD** event.

Attachments related to investigation of the primary and supplemental addresses should be attached to the **PROPERTY** event such as the Investigation report, Environmental sample analysis results and the like.



ANNUAL MONITORING FOR MAINTENANCE STANDARD

Use NCLEAD to record all Annual Monitoring and/or Clearance site visits in the Environmental Site Activity Question Package of the **PROPERTY** event.

For Activity = "Annual Monitoring", OR Activity = "Clearance", Remediation Method = "Maintenance Standard" :

If the user chooses 'YES' for "**Hazards indicated based on environmental lab results?**" a field named "**Date Property Failed Monitoring**" opens up.

- **Date Property Failed Monitoring** is the date the lab samples were collected. You will not be able to enter this date until after the results are received showing a hazard.

2. Environmental Site Activity - 567 Peanut Way, Sparta, NC 28675 * - [Jump To...]

Environmental Activity	
County	Alleghany County
<i>Select ADD NEW to add a new activity. DO NOT overwrite previously entered activities!</i>	
Environmental Activity Date	01/01/1900
Activity	Clearance
* Investigator	
Property Type	
This activity serves as an investigation for the following children:	
* First Child's Name (if any)	Not answered
Other Children Related to this Visit (OPTIONAL):	
* First Child's Name (if any)	Not answered
Would you like to view the supplemental address definition?	No
Remediation method	Maintenance Standard
Remediated according to plan?	Yes
Passed visual?	Yes
Environmental samples collected?	Yes
Environmental results received from lab?	Yes
Hazards indicated based on environmental lab results?	Yes
Date Property Failed Monitoring	MM/DD/YYYY
Notes (1)	

Environmental Activity Date	01/02/1900	Add New
Activity	Annual Monitoring	
* Investigator		
Property Type		
This activity serves as an investigation for the following children:		
* First Child's Name (if any)	Not answered	
Other Children Related to this Visit (OPTIONAL):		
* First Child's Name (if any)	Not answered	
Would you like to view the supplemental address definition?	No	
Remediation method	Maintenance Standard	
Remediated according to plan?	Yes	
Passed visual?	Yes	
Environmental samples collected?	Yes	
Environmental results received from lab?	Yes	
Hazards indicated based on environmental lab results?	Yes	
Date Property Failed Monitoring	MM/DD/YYYY	
Notes (1)		

If the user chooses 'NO' for "Hazards indicated based on environmental lab results?" a field named "Date Property Passed Monitoring" opens up.

- **Date Property Passed Monitoring** is the date the lab samples were collected. You will not be able to enter this date until after the results are received showing no hazard.

2. Environmental Site Activity - 567 Peanut Way, Sparta, NC 28675 * - ([Jump To...])

Environmental Activity	
County	Alleghany County
Select ADD NEW to add a new activity DO NOT overwrite previously entered activities!	
Environmental Activity Date	01/01/1900
Activity	Clearance
* Investigator	
Property Type	
This activity serves as an investigation for the following children:	
* First Child's Name (if any)	Not answered
Other Children Related to this Visit (OPTIONAL):	
* First Child's Name (if any)	Not answered
Would you like to view the supplemental address definition?	No
Remediation method	Maintenance Standard
Remediated according to plan?	Yes
Passed visual?	Yes
Environmental samples collected?	Yes
Environmental results received from lab?	Yes
Hazards indicated based on environmental lab results?	No
Date Property Passed Monitoring	MM/DD/YYYY
Notes (1)	
Environmental Activity Date 01/02/1900 Add New	
Activity	Annual Monitoring
* Investigator	
Property Type	
This activity serves as an investigation for the following children:	
* First Child's Name (if any)	Not answered
Other Children Related to this Visit (OPTIONAL):	
* First Child's Name (if any)	Not answered
Would you like to view the supplemental address definition?	No
Remediation method	Maintenance Standard
Remediated according to plan?	Yes
Passed visual?	Yes
Environmental samples collected?	Yes
Environmental results received from lab?	Yes
Hazards indicated based on environmental lab results?	No
Date Property Passed Monitoring	MM/DD/YYYY
Notes (1)	



PREGNANT WOMEN (PRENATAL CASES)

Note: General Statute investigation and remediation requirements apply to pregnant women as well as children who have elevated blood lead levels greater than or equal to 5 micrograms per deciliter (see below)

From North Carolina General Statute § 130A-131.9. Investigation to identify lead poisoning hazards

(b) The Department shall also **conduct an investigation** when it reasonably suspects that a lead poisoning hazard to children or pregnant women exists **in a residential housing unit or child-occupied facility** occupied, **regularly visited, or attended by a** child less than six years of age or a **pregnant woman**.

For pregnant **EBL** cases:

(a1) When the Department learns of an **elevated blood lead level**, the Department shall, upon informed consent, **investigate the residential housing unit** where the child or **pregnant woman** with the elevated blood level resides. When consent to investigate is denied, the child or pregnant woman with the elevated blood lead level cannot be located, or the child's parent or guardian fails to respond, the Department **shall document the denial of consent, inability to locate, or failure to respond**.

For pregnant **CLP** cases:

(a) When the Department learns of **confirmed lead poisoning**, the Department shall conduct an investigation to identify the lead poisoning hazards to children and **pregnant women**. The Department shall **investigate the residential housing unit** where the child or pregnant woman with confirmed lead poisoning resides. The Department shall also **investigate the supplemental addresses** of the child or pregnant woman who has confirmed lead poisoning.

From North Carolina General Statute § 130A-131.9C. Abatement and Remediation

(a) Upon determination that a child less than six years of age or a pregnant woman has a **confirmed lead poisoning of 10 micrograms per deciliter or greater** and that child or pregnant woman resides **in a residential housing unit** containing lead poisoning hazards, the Department shall **require remediation** of the lead poisoning hazards. The Department shall also **require remediation of the lead poisoning hazards**



identified at the supplemental addresses of a child less than six years of age or a pregnant woman with a confirmed lead poisoning of 10 micrograms per deciliter or greater.

Pregnant EBL cases

(→Refer to full instructions/screenshots for child EBL cases beginning on page 3)

For **EBL** cases, there should be documentation* of an investigation at the 1.) primary residence, denial of consent to investigate, inability to locate the case, or failure to respond once contact has been made.

1. Investigation*
 - a. Enter **Date offered environmental investigation** in the **Administrative** question package for the **PREGNANT WOMAN**.
 - b. Enter the **investigation date** (and any other **site visit dates**) in the **Environmental Site Activity** question package of the **PROPERTY**.

2. Denial of consent*

Enter the date the environmental investigation was offered in the **Administrative** question package for the **PREGNANT WOMAN**. If the investigation was offered more than once click [Add New](#) to enter additional date(s) the investigation was offered. If there is a refusal, enter the refusal date(s) in the field titled **Date investigation refused**.

Note: To see the refusal field, you must first enter the **Date offered environmental investigation**.

3. Inability to locate*

Document (in the **Notes** box of the **Administrative** question package for the **PREGNANT WOMAN**) at least two good faith attempts to locate the parent/guardian by contacting the health care provider and/or social services (e.g. Medicaid, WIC) for updated address/contact information.

4. Failure to respond*

Enter the dates the investigation was offered (click [Add New](#) to enter additional dates the investigation was offered). This should include **at least one site visit** to the residence to reach out to the family to offer an investigation. A property event should be created (if one does not already exist) and the site visit should be documented in the **Environmental Site Activity** question package of the **PROPERTY**. If the woman still fails to respond, use the **Failure to respond date** field to enter the second date the investigation was offered.



Pregnant CLP cases

(→Refer to full instructions/screenshots for child CLP cases beginning on page 8)

For **CLP** cases, there should be documentation* of an investigation at the 1.) primary residence and 2.) all addresses meeting the definition of a Supplemental address (if any).

*The primary address **PROPERTY** event should be linked to the **PREGNANT WOMAN**. (A) site visit(s) should be entered in the **Environmental Site Activity** question package of this **PROPERTY** Event. At least one site visit should serve as an *investigation* for the pregnant woman and the **PREGNANT WOMAN** event should be linked to the(se) site visit(s).

*All supplemental address **PROPERTY** events should be linked to the **PREGNANT WOMAN**. (A) site visit(s) should be entered in the **Environmental Site Activity** question package of each supplemental address **PROPERTY** event. Each supplemental address **PROPERTY** event should have at least one site visit that serves as an *investigation* for the pregnant woman and the **PREGNANT WOMAN** event should be linked to the(se) site visit(s).

Please list addresses that meet the definition of a **Supplemental address** in the *Supplemental addresses* notes box under the *investigation* of the *primary* residence in the **PROPERTY** Event. If there are NO addresses that meet the definition of a Supplemental address, please note this in the *Supplemental addresses* notes box.

Note:

- Data entry of the supplemental risk questions is **optional**.
- Form 3460 should be attached to the PREGNANT WOMAN event - including interviews at different addresses.
- Attach Lead and Pregnancy Risk Questionnaire DHHS Form 4116 ([English/Spanish](#)) to the PREGNANT WOMAN event
- Attach Prenatal Referral to the PREGNANT WOMAN event

Policy Note (6/23/20): As long as the investigation has been started before the baby has been born, then the investigation can be completed after the birth if the woman has the baby in the meantime.

- Covid-19 changes that limit time at the house means that the environmental investigation starts with a phone interview. This phone interview counts as the start of the investigation and should be recorded in NCLEAD.

Periodically check the following workflows (under heading **6. Environmental Health**) for prenatal cases that need follow-up:



- a. CLP Prenatal Cases in need of environmental follow-up: Complete Check List
- b. EBL Prenatal Cases in need of environmental follow-up